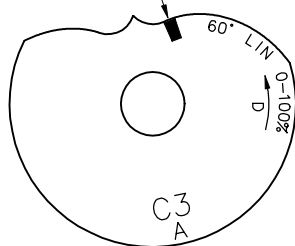
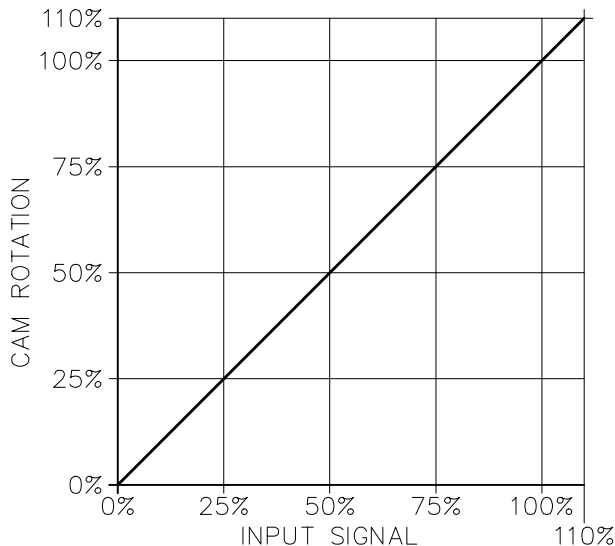


Input signal: 0–100%  
 Turning range: 60°  
 Overshoot:  $\cong 6^\circ$   
 Curve type: LINEAR

Cam set zero-marking.

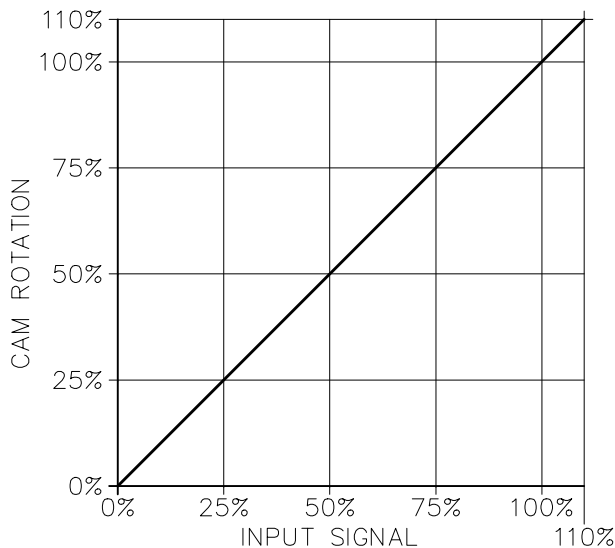
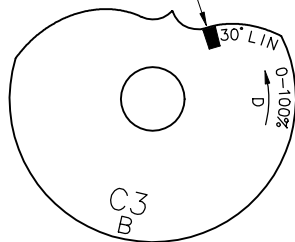


Note:  
 For increasing input signal,  
 "D" stands for Direct(CCW) rotation and  
 "R" for Reverse(CW) rotation.



Input signal: 0–100%  
 Turning range: 30°  
 Overshoot:  $\cong 3^\circ$   
 Curve type: LINEAR

Cam set zero-marking.



Designed: 00 10 11 | Designer: Lennart Nord | Drawing scale: 1:1 | Format: A3 | Sheet: 1/1

Tracking no: 10074 | Rev. no: R0 | Product no: V100 | Title, Name or Description: Cam C3 30&60 LIN 0-100 | Rev.date: ( ymd ) 00 10 11

This drawing is the property of BLX Sweden AB, protected in accordance with prevailing law.