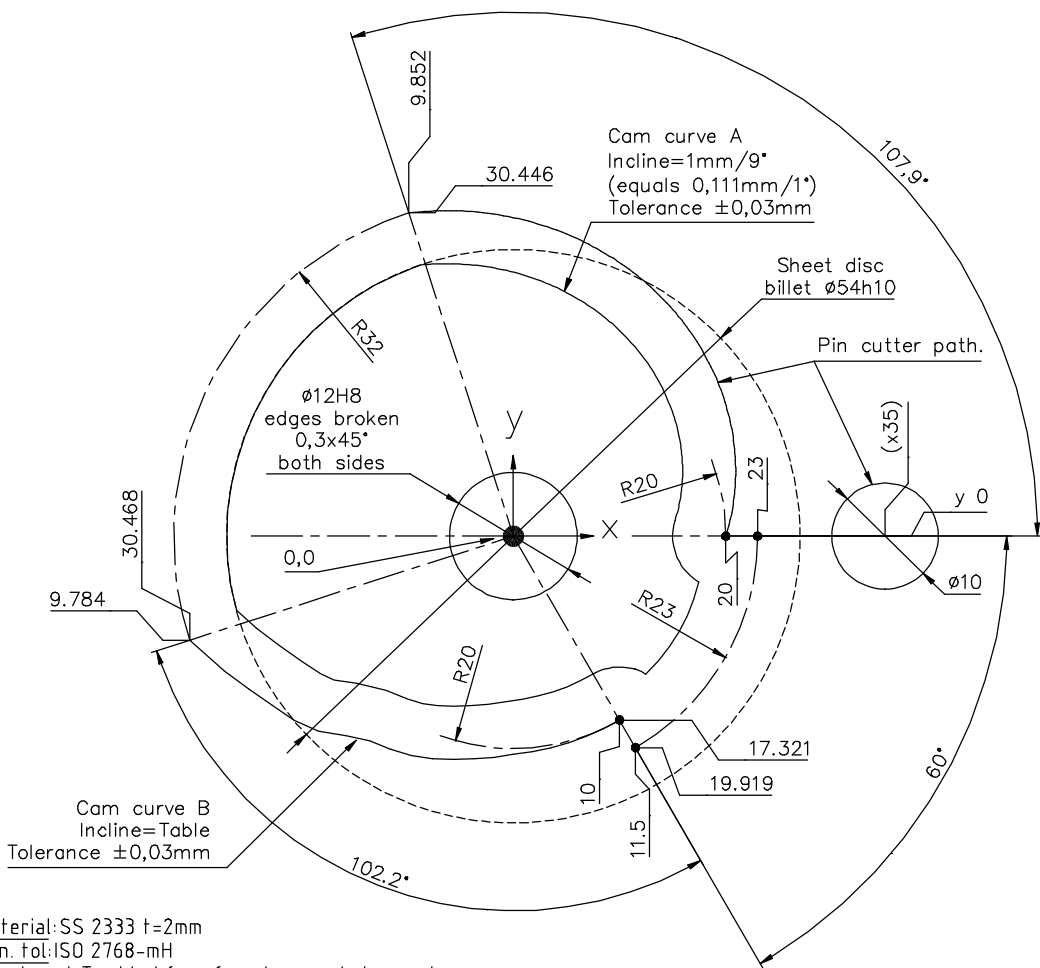


Marking stamped or engraved.
Observe: Stamping may not deform cam curve surfaces!
Text height for "C12" is 4mm.
Letters "A" and "B", 3mm.
All other text, height 2mm.

SCALE 2:1

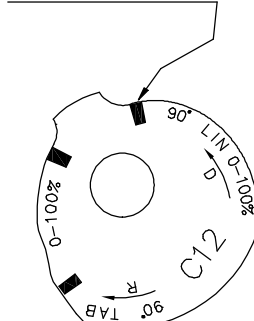


Material: SS 2333 t=2mm
Gen. fol: ISO 2768-mH
Treatment: Tumbled free from burr and sharp edges.
Surface: Ra 3,2

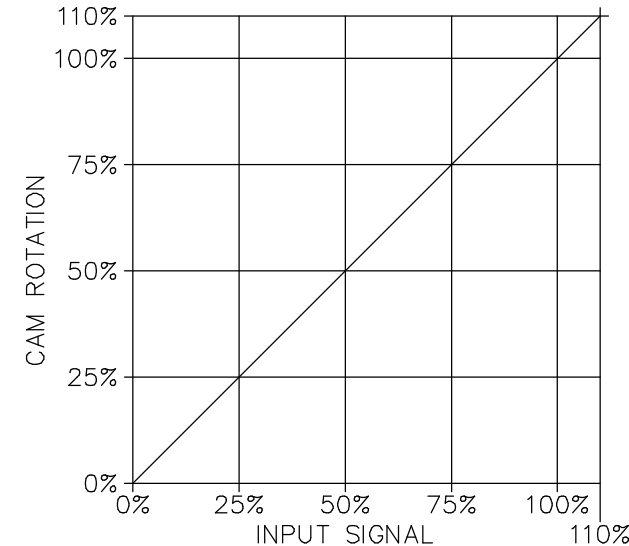
Rev.no: Note:

Input signal: 0-100%
Turning range: 90°
Overshoot: $\approx 9^\circ$
Curve type: LINEAR

Cam set zero-marking.

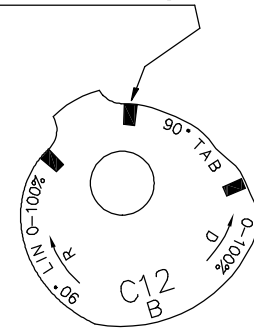


Note:
For increasing input signal,
"D" stands for Direct (CCW) rotation and
"R" for Reverse (CW) rotation.



Input signal: 0-100%
Turning range: 90°
Overshoot: $\approx 5^\circ$
Curve type: Table

Cam set zero-marking.



Signal	Rotation
0	0
0,1	5
0,26	10
0,5	15
1,12	20
2,2	25
3,66	30
5,5	35
9,01	40
13	45
17,81	50
23	55
28,04	60
31,5	65
35,45	70
45	75
59,78	80
69,5	85
77,62	90
87,5	95
100	100
115	105

